

CIRCULAR NON-RETURN FLAP VALVE



Characteristics:

A circular non-return flap valve with a spring mechanism, against air backflow.

version: 10/09/24

Intended Use

This type of system element prevents warm air from escaping/migrating or cold air getting inside with the loss of the compression ratio, for example, when the duct fans are off.

The flap may be mounted both on the suction side and on the pressure side, in any position.

Operating temperature: from -20°C to +90 °C.

Design

Due to the appropriately sized springs, the leaves of the damper open at relatively low overpressure, shortly after the fan has turned on.

When installing in a vertical system, mount the flap according to the flow direction marked with an arrow on the non-return flap housing. When installing in a horizontal system, keep in mind that the damper axle of the non-return flap must be oriented vertically. This position ensures the uniform arrangement of the non-return flap planes during operation.

The device holds hygiene certificate no. HK/1514/01/2012.

Dimensions




Figure 1. KZ non-return flap valve dimensions.

Table 1. Standard dimensions of the KZ flap valves.

DN [mm]	ØD [mm]	L [mm]	Weight [kg]
100	97	120	0,2
125	122	120	0,3
160	157	120	0,4
200	197	200	0,9
250	247	200	1,1
315	312	200	1,4

Technical Data

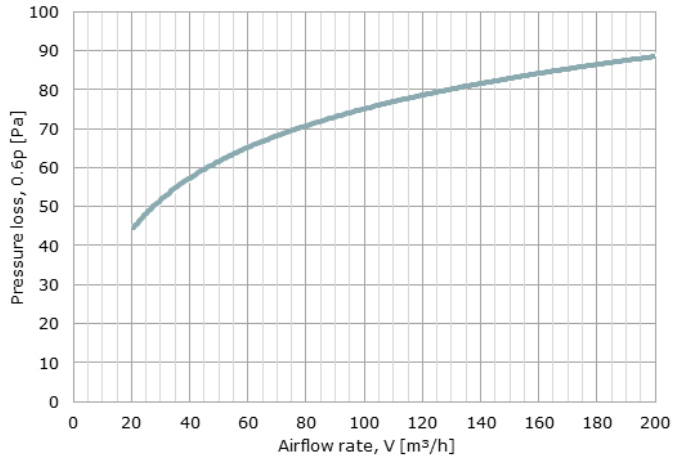


Chart 1. Pressure loss for the KZ-100 non-return flap valve.

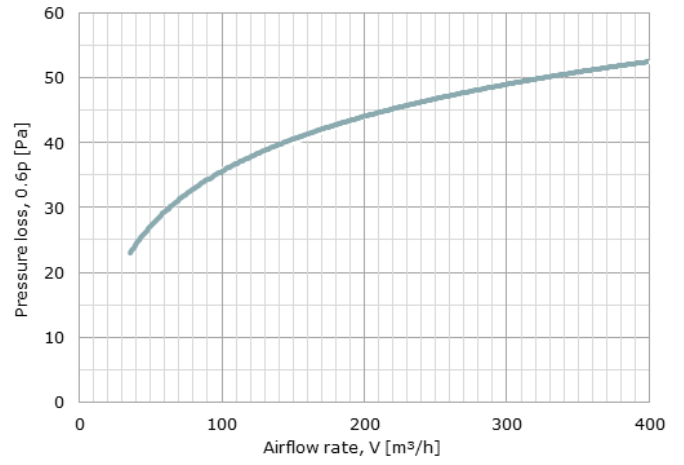


Chart 2. Pressure loss for the KZ-125 non-return flap valve.

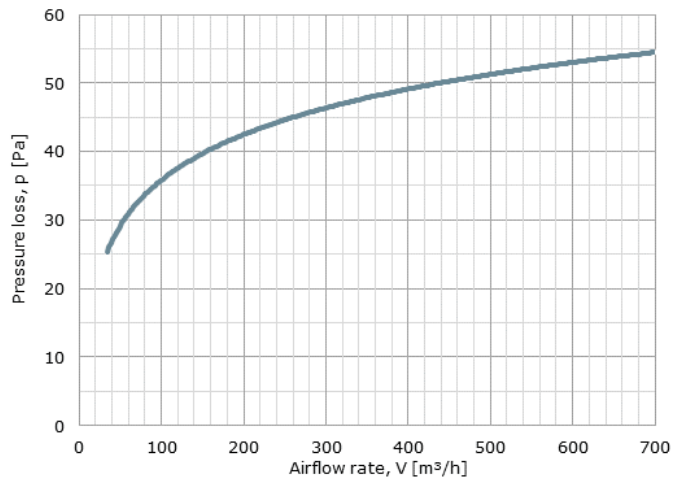


Chart 3. Pressure loss for the KZ-160 non-return flap valve.

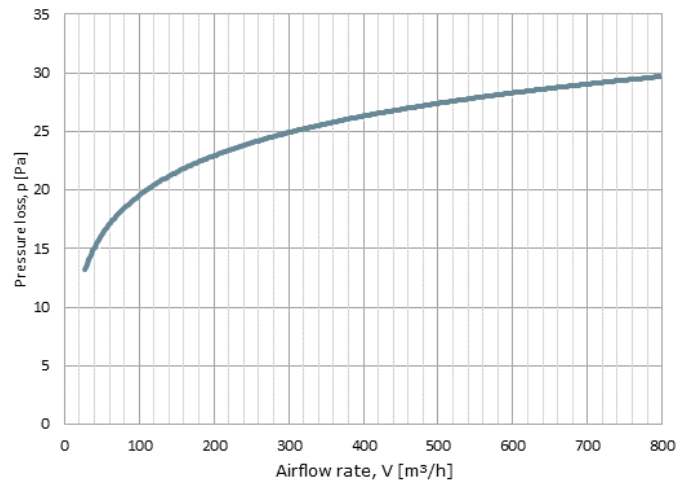


Chart 4. Pressure loss for the KZ-200 non-return flap valve.

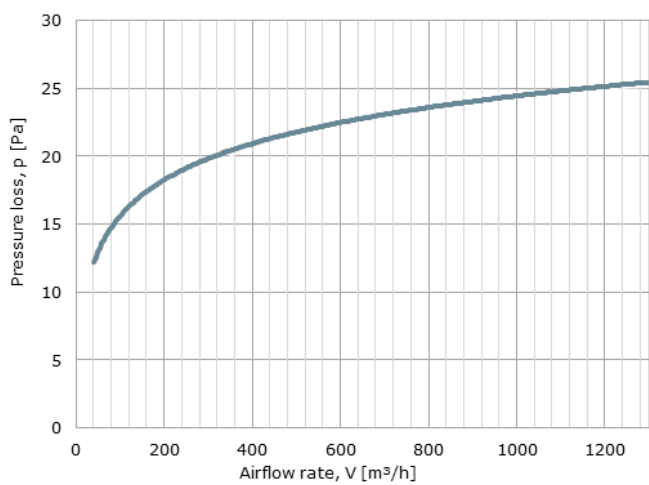


Chart 5. Pressure loss for the KZ-250 non-return flap valve.

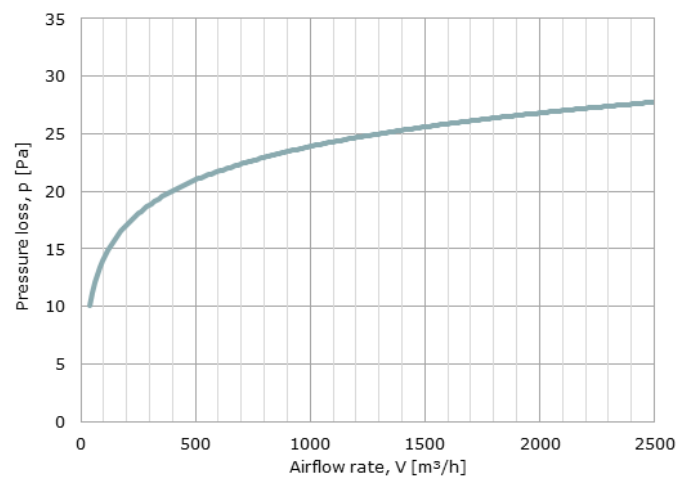


Chart 6. Pressure loss for the KZ-315 non-return flap valve.

KZ - Circular non-return flap valve

When ordering, please provide information as follows:

KZ-<D>

Where:

D Flap valve diameter [mm]

Order example: **KZ-100**